

Cogan's syndrome

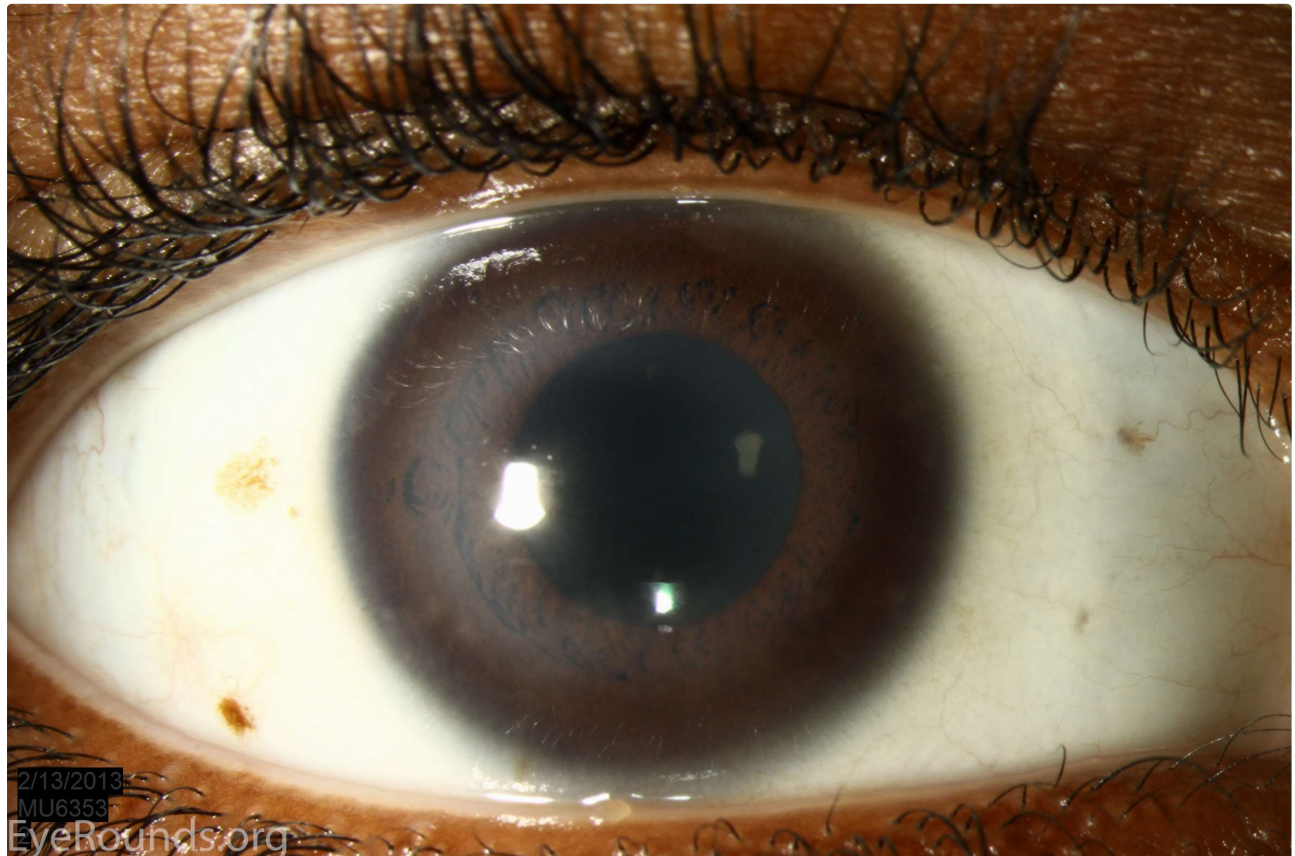
Category(ies): Cornea

Contributor: [Christopher Kirkpatrick, MD](#)

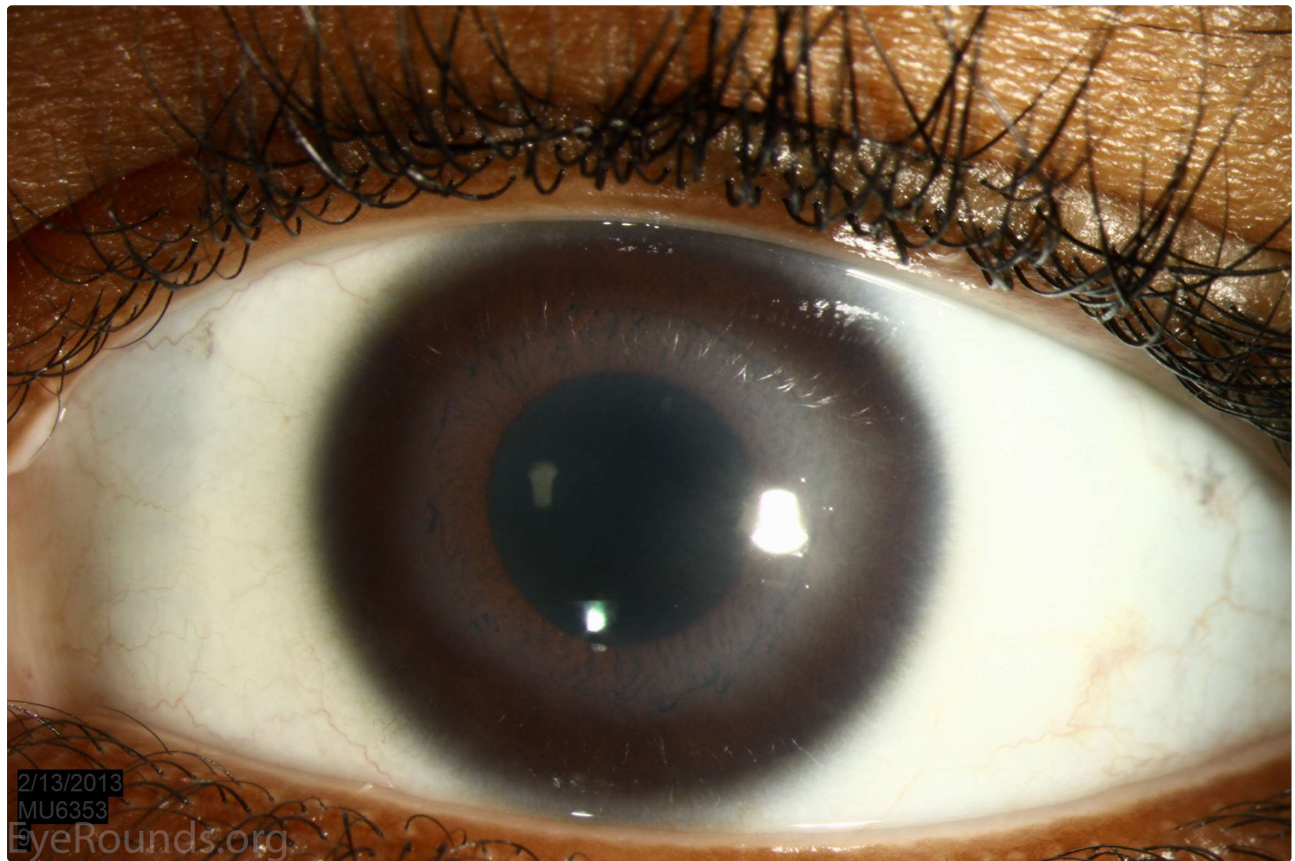
Photographer: Brice Critser, CRA

Cogan's syndrome is a rare, idiopathic, chronic inflammatory disorder characterized vestibuloauditory dysfunction and interstitial keratitis. Some evidence suggests an autoimmune mechanism, but the true etiology unknown. The classic ophthalmic feature is interstitial keratitis causing patchy, granular corneal stromal infiltrates that may result in anterior stromal and subepithelial scarring. Patients may have other signs of ocular inflammation including uveitis, conjunctivitis, episcleritis, scleritis or retinal vasculitis. The inner ear disease associated with Cogan's syndrome can manifest as vertigo, ataxia, tinnitus or hearing loss. Anti-inflammatory and/or immunosuppressive therapy are the treatments based on the clinical features.

This young patient presented initially for bilateral hearing loss without visual complaints. Cogan's syndrome was on the differential and he was sent for ophthalmic evaluation. He was found to have bilateral, patchy granular corneal opacities in the mid-stroma peripherally with a clear central cornea in each eye. He was asymptomatic from this with 20/20 vision in each eye. There were no other signs of ocular inflammation.



Caption



2/13/2013
MU6353
EyeRounds.org

Caption

 Enlarge

 Download

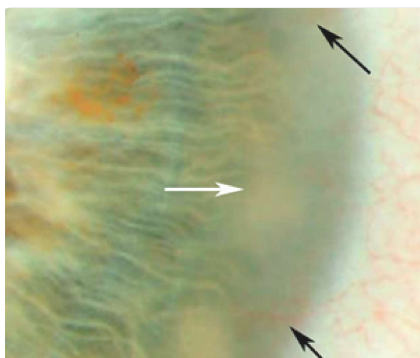
Image Permissions:



Ophthalmic Atlas Images by EyeRounds.org, The University of Iowa are licensed under a [Creative Commons Attribution-NonCommercial-NoDerivs 3.0 Unported License](http://creativecommons.org/licenses/by-nc-nd/3.0/).



Related Articles



Address

University of Iowa
Roy J. and Lucille A. Carver College
of Medicine
Department of Ophthalmology and
Visual Sciences
200 Hawkins Drive
Iowa City, IA 52242

[Support Us](#)

Legal

Copyright © 2019 The University of
Iowa. All Rights Reserved
[Report an issue with this page](#)
[Web Privacy Policy](#) |
[Nondiscrimination Statement](#)

Related Links

[Cataract Surgery for Greenhorns](#)
[EyeTransillumination](#)
[Gonioscopy.org](#)
[Iowa Glaucoma Curriculum](#)
[Iowa Wet Lab](#)
[Patient Information](#)
[Stone Rounds](#)
[The Best Hits Bookshelf](#)

EyeRounds Social Media

Follow



Receive notification of new cases,
[sign up here](#)
[Contact Us](#)
[Submit a Suggestion](#)